





Rank	Competitor	Age	Club	RT	PTS	Result
1	 Madeleine McTe	S14	25	0.64	742	<b>1:10.72</b> Entry: 1:10.69 <b>+0.03</b>
	50m: 35.06 100m: 1:10.72 (35.66)					
2	 Chloe Gladwin	S19	18	0.76	680	<b>1:17.59</b> Entry: 1:18.12 <b>-0.53</b>
	50m: 37.64 100m: 1:17.59 (39.95)					
3	 Gemma Sellick	S9	16	0.83	678	<b>1:16.72</b> Entry: 1:17.43 <b>-0.71</b>
	50m: 37.68 100m: 1:16.72 (39.04)					
3	 Lili-Fox Mason	S10	20	0.71	625	<b>1:17.02</b> Entry: 1:17.59 <b>-0.57</b>
	50m: 37.97 100m: 1:17.02 (39.05)					
4	 Alyssa Gillespie	S9	18	0.72	515	<b>1:24.06</b> Entry: 1:24.28 <b>-0.22</b>
	50m: 41.24 100m: 1:24.06 (42.82)					
5	 Brooke Andersc	S7	20	0.65	495	<b>1:40.44</b> Entry: 1:40.20 <b>+0.24</b>
	50m: 49.21 100m: 1:40.44 (51.23)					
6	 Melissa Donogh	S18	38	0.67	485	<b>1:59.30</b> Entry: 1:58.61 <b>+0.69</b>
	50m: 57.84 100m: 1:59.30 (1:01.46)					
7	 Charlotte Murph	S6	18	0.61	267	<b>2:03.35</b> Entry: 2:03.57 <b>-0.22</b>
	50m: 59.85 100m: 2:03.35 (1:03.50)		